




QUALITY  
TO THE POWER  
OF THREE.

**INSTRUCTION MANUAL**  
ASSIX DuroBOARD® Repair-Kit

## ASSYX – Quality to the power of three. Reliable. Worthy. Just good.



The ASSYX DuroBOARD® Repair-Kit containing:

A: Router and Milling Head Set

B: Handscraper

C: 1 piece Cartridge Gun PPM 300X  
2 pieces Static Mixer

1 piece Tandem Cartridge 2-K-PUR 840/20

D: 1 Set of Spatulas



Typical damage



1.

Clean ASSYX DuroBOARD® around the damage with Handscraper.


ATTENTION:

Use protective goggles and protective gloves!



2.

Area around damage after cleaning



3.  
Choose a Milling Head, depending on damage size,  
and adjust it to approx. 3 mm depth.



4.  
Position Router above damage and mill off the damaged area.



5.  
Area around damage, ready to repair



6.  
Open Tandem Cartridge, attach Static Mixer and screw it tightly  
with locking cap;  
Insert Tandem Cartridge in Cartridge Gun.



**7.**

Fill the damaged area with 2-K-PUR 840/20 and space out evenly;

Take care that the 2 components of the adhesive 2-K-PUR 840/20 are mixed thoroughly.



**8.**

Use Spatula to smooth the filled area.

ATTENTION:

2-K-PUR 840 is available with 3 different pot life times:

1. 2-K-PUR 840/02, pot life 2 min, cure time approx. 180 min
2. 2-K-PUR 840/20, pot life 20 min, cure time approx. 480 min
3. 2-K-PUR 840/45, pot life 45 min, cure time approx. 24 hrs



**9.**

After cure time of the adhesive (180, 480 min or 24 hrs), smooth again with Handscraper if uneven.



**10.**

Area after repairing


ATTENTION:

Repairing can be repeated as often as necessary. 2-K-PUR is a 2-component PUR reactive adhesive, similar to the coating of the ASSYX DuroBOARD®. It glues perfectly to the ASSYX DuroBOARD® (PU as well as wood).

See our Video:

as CD or on  
[www.assyx.com](http://www.assyx.com)

<https://www.assyx.com/en/duroboard/service/>



ASSYX GmbH & Co. KG  
Zum Kögelsborn 6  
56626 Andernach  
GERMANY

Phone +49 (0) 26 32 - 94 75 10  
Fax +49 (0) 26 32 - 94 75 111

[info@assyx.com](mailto:info@assyx.com)  
[www.assyx.com](http://www.assyx.com)

**ASSYX**  
ENGINEERED BOARDS